

Umbrella Pull-up Rope Frame

2x2m

***Failure to follow the below instructions will slow the printing of your jobs.**

IMPORTANT
OUTLINE all fonts and embed all images -before saving file.

ATTENTION:

 Finished Size
 Safe Area

Finished Size 
This is the approximate size of the finished print
Safe Area 

In order to avoid vital artwork from being cut-off during sewing, please keep **ALL TEXT and LOGOS INSIDE** the GREEN SAFE AREA.

- Files are to be supplied as vector PDF, AI, EPS files.
- Files can be supplied at 100%, 50% or 25%; correct proportions are important.
- Please ensure **ALL LOGOS** and **TEXT** are within the safe guide to prevent any cropping.
- Minimum font size - 30pts
- Logos should be imported/placed as a vector and **MUST** be in **CMYK / PANTONE**.
- Photographic images should be supplied at 100dpi at finished size.
- No bleed required

If colour accuracy is required PLEASE SUPPLY PANTONES.

*Fabrics are printed using CMYK dye sublimation. If pantones (coated) are supplied, we will do our best to colour match to your specified colour. If pantones are not supplied, CMYK values from the document provided to us will be used.

***Colour variations can occur using CMYK values.**


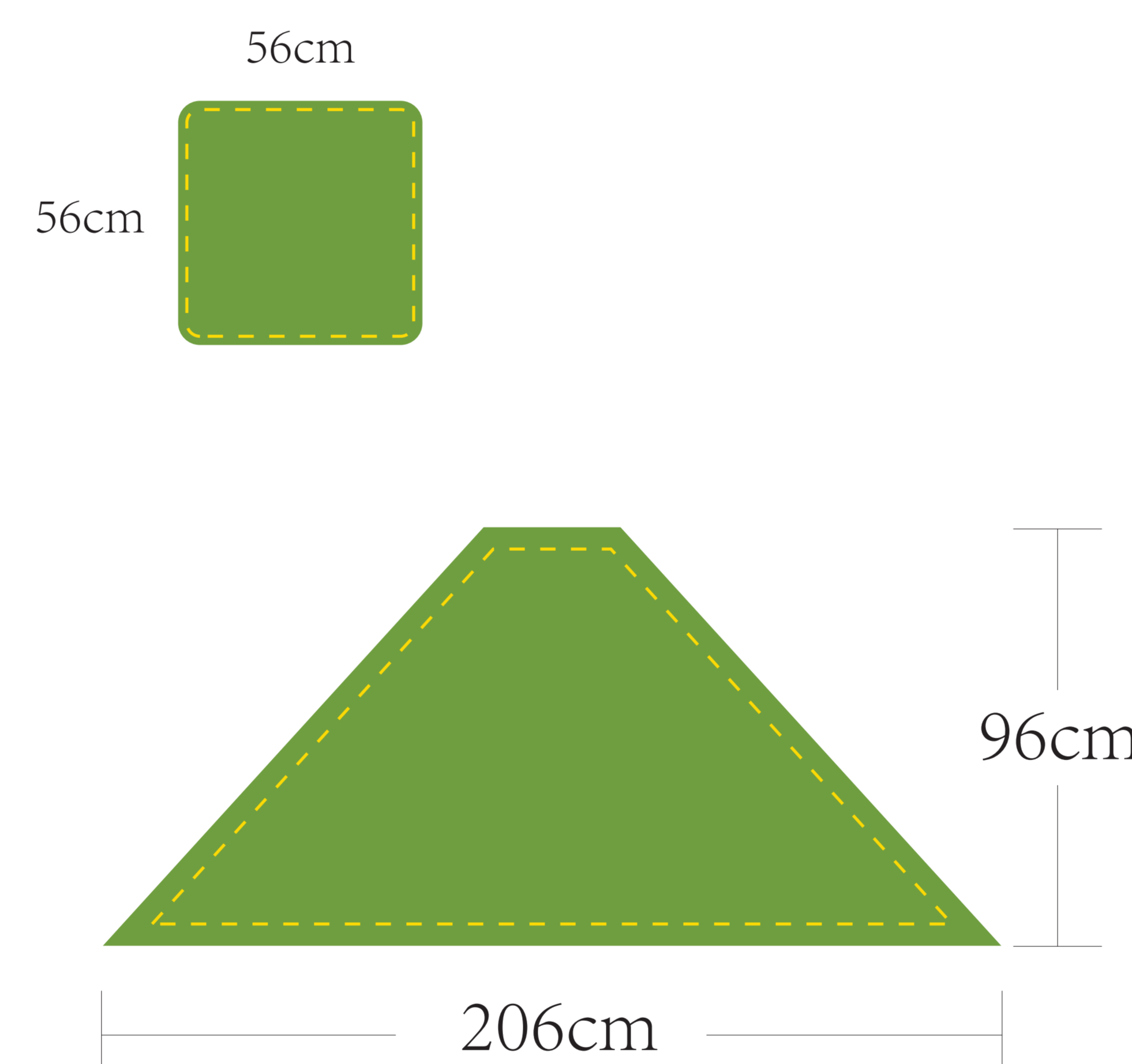
With Valence




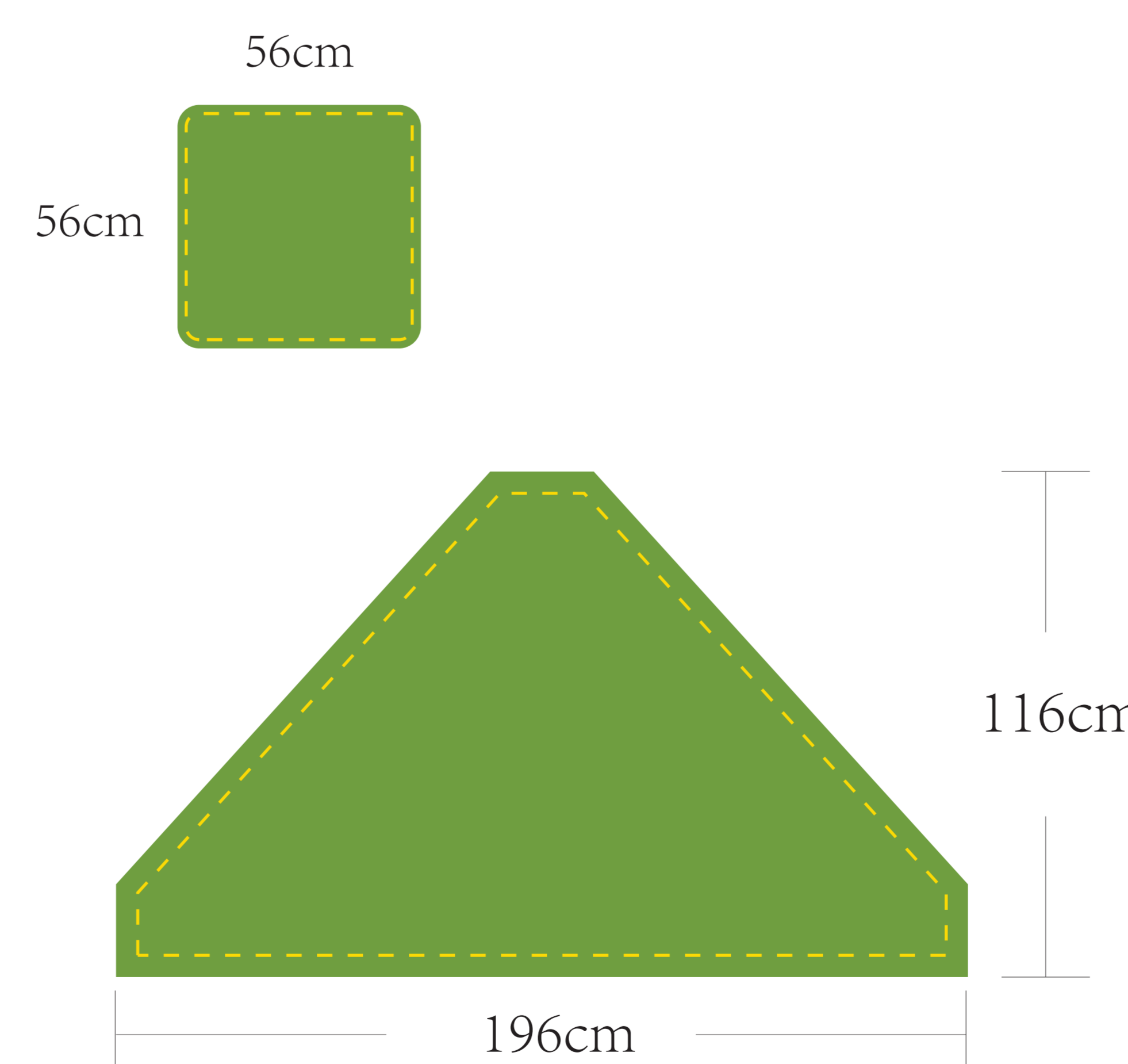
Without Valence



PRODUCT SIZE GUIDE(OONLY FOR REFERENCE)



Option #1:
Without Valence



Option #2:
With Valence