

FABRIC POP UP

Installation Instructions



A.




A. Plastic Case

B.





B. Aluminium Frame



1. Easy to carry nylon bag, containing aluminium frame and optional lights and graphic.

2. Remove frame and graphic from carry case.

3. Ensure 'adjustable feet' of frame are on the floor. Pull display up into upright position.



4. Lock all hooks between front and back hubs.

5. The display can now be moved into position ready to advertise!

PLEASE NOTE

Make sure ALL clips are disconnected BEFORE attempting to collapse the frame otherwise you will damage the frame.